

# German Shepherd 24

**ADULT**  
> 15 months



## Targeted digestive performance

Ensures maximum digestive well-being, aimed at the German Shepherd's digestive sensitivity, thanks to highly digestible L.I.P. proteins, with coprah oil and rice as the sole sources of carbohydrates. A selection of fibres which specifically limit intestinal fermentation while maintaining intestinal flora.

### ▾ Sensitive skin (pH>7)

Supports the skin's "barrier" role and helps maintain the natural beauty of the German Shepherd's coat.

### ▾ Strong natural defences

Helps supports the natural defences of the active dog and helps maintain vitality in the older dog.

### ▾ Joint support

Support and maintenance for joints placed under great demand by these very active dogs.



Exclusive kibble



available in  
3kg and 12kg

## RECOMMENDED DAILY INTAKE (in g)

### Adult weight (in kg)

Average density: 350 g/l	[in g]	Needs	28	30	32	34	36	38	40	42
		Reduced <sup>(1)</sup>		375	395	415	435	450	470	490
	Normal		415	435	455	475	495	515	535	555
	Increased <sup>(2)</sup>		450	475	495	520	540	565	585	605
	Extra <sup>(3)</sup>		525	555	580	605	630	655	685	705
	[in cup]	Needs	28	30	32	34	36	38	40	42
	Reduced <sup>(1)</sup>		4+4/8	4+6/8	5	5+1/8	5+3/8	5+5/8	5+7/8	6
	Normal		5	5+1/8	5+3/8	5+5/8	5+7/8	6+1/8	6+3/8	6+5/8
	Increased <sup>(2)</sup>		5+3/8	5+5/8	5+7/8	6+2/8	6+3/8	6+6/8	7	7+2/8
	Extra <sup>(3)</sup>		6+2/8	6+5/8	6+7/8	7+2/8	7+4/8	7+6/8	8+1/8	8+3/8

1 cup = 240ml

(1) No activity, neutered, overweight.

(2) High activity, cold environment, slim, or a group of dogs.

(3) A very large group of dogs.

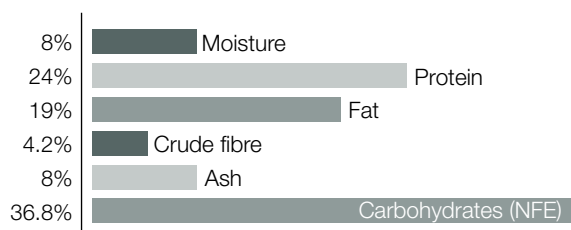


**Ingredients:** rice, dehydrated poultry meat, animal fats, vegetable protein isolate\*, maize flour, vegetable fibres, minerals, hydrolysed animal proteins, vegetable oils (soya and copra), beet pulp, fish oil, sodium polyphosphate, yeast extract (source of manno-oligo-saccharides), L-lysine, taurine, DL-methionine, L-tyrosine, hydrolysed crustaceans (source of glucosamine), green tea and grape extracts (source of polyphenols), hydrolysed cartilage (source of chondroitin), marigold extract (source of lutein).

\*L.I.P.: protein selected for its very high assimilation.

## AVERAGE ANALYSIS

### GUARANTEED ANALYSIS



### OTHER GUARANTEES

Starch	%	33
Dietary fibre	%	8
Omega 6	%	3
Omega 3	%	0.78
EPA + DHA	%	0.4

### MINERALS

Calcium	%	1	Copper	mg/kg	20
Phosphorus	%	0.7	Iron	mg/kg	200
Sodium	%	0.5	Manganese	mg/kg	70
Potassium	%	0.7	Zinc	mg/kg	230
Magnesium	%	0.06	Selenium	mg/kg	0.15
			Iodine	mg/kg	2.8

### VITAMINS

Vit. A	IU/kg	32000
Vit. D3	IU/kg	800
Vit. E	mg/kg	600
Vit. C	mg/kg	300
B1 (Thiamin)	mg/kg	54
B2 (Riboflavin)	mg/kg	54
Calcium pantothenate	mg/kg	161
B6 (Pyridoxine)	mg/kg	84.1
B7 (Inositol)	mg/kg	1100
B12 (Cyanocobalamin)	mg/kg	0.17
Niacin	mg/kg	500
Biotin	mg/kg	3.2
Folic acid	mg/kg	17
Choline	mg/kg	2500

### OTHER NUTRIENTS

Taurine	%	0.27
Grape & Green tea Polyphenols	mg/kg	150
Glucosamine + chondroitin	mg/kg	1000
Lutein	mg/kg	5

### METABOLISABLE ENERGY (ME)

ME (NRC 74)	kcal/kg	4142
ME (NRC 85)	kcal/kg	3743
ME (Measured)	kcal/kg	4000