

# Instruction Manual

Multilux High-Lite

**High-Lite**<sup>®</sup>

T5-Technology by JUWEL<sup>®</sup> Aquarium



## Introduction

Thank you for choosing a JUWEL Aquarium product.

Our products represent over 30 years experience in the manufacturing of aquariums and their accessories applying most modern production techniques bringing together the JUWEL Aquarium system, which is both easy to use and simple to maintain.

Always unplug all immersed electrical equipment from mains before placing your hands into the water.

## Lighting for the JUWEL Aquarium

Your JUWEL aquarium includes the lighting system "Multilux" High-Lite.

The JUWEL High-Lite lighting system represents T5 technology by JUWEL Aquarium and - compared to the conventional lighting standard - provides you with 150% more light in the aquarium.

In that context, JUWEL Aquarium takes one vital step more than any other manufacturer with its system High-Lite, in particular it achieves optimum illumination of the aquarium by means of fluorescent tubes of a suitable length.

The "Multilux" High-Lite light system that is included with your aquarium is already equipped with appropriate fluorescent tubes exhibiting the light colours High-Lite "Day" and High-Lite "Nature".

Taking your individual ideas into consideration, we also offer fluorescent tubes with the light colour High-Lite "Colour".

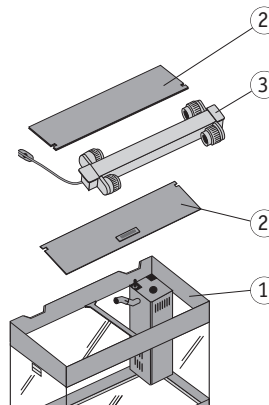
If you want to maintain a saltwater aquarium, we offer the fluorescent tubes High-Lite "Marine" and "Blue" which have been especially designed for that purpose.

The light system itself is waterproof and consequently allows you to maintain the aquarium

while it is fully lit.

The "Multilux" High-Lite light system by JUWEL Aquarium consists of

- top frame (1)
- cover lids (2) with an integrated holder for the JUWEL automatic feeder
- light unit with two or four tubes (3)



## Recommendation:

### JUWEL Reflectors

We recommend the use of matching JUWEL Aquarium reflectors. These reflectors will double the light output from your tubes and greatly enhance plant growth in your aquarium.

These reflectors can be purchased from your local JUWEL Aquarium retailer who will advise you on the size that you require.



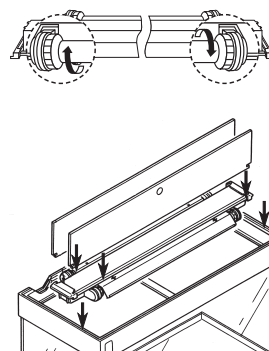
## Please read before use

First of all you should remove all individual parts of the light hood from its packaging and position the top frame on your aquarium.

## Installation of the "Multilux" Lighting System

The water tightness can only be guaranteed if the tube holders have been firmly connected to their sockets. We recommend that you check this prior to connecting the lighting unit to the power supply.

The light unit can now be placed onto the top frame and can be connected to the power supply. Having done this please fit the flaps to close the aquarium completely.



## Care and Maintenance

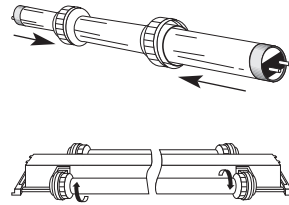
The JUWEL Aquarium Multilux light system requires little care and maintenance. Clean the frames using a soft towel and warm water only.

Changing the Tubes:

Please note that tubes should always be replaced in pairs and the tube holders should also be replaced as they contain the vital seals that guarantee water tightness.

Please follow the following steps to replace your tubes:

- Disconnect the hood system from the power supply - just switching off is not enough
- and unscrew the tube holders and move them to the centre of the tube.
- Remove the tube by pulling it gently towards you.
- Place the new tube holders on the new tube.
- Position the pins on the tubes in line with the slots on the tube holders, push the tube in until it clicks and tighten the new tube holders firmly to ensure a water tight seal.
- Place the light unit back on the aquarium and reconnect to the power supply and switch on.



### Safety instructions:

Always disconnect the light system from the power supply before changing the tubes.

Never repair the electrical cord or plug. In case of damage replace the complete light system.

### Safety instructions:

Never use the light system under water.

Never attempt to open the light unit or repair it. This is dangerous and will invalidate your warranty.

## Recommendation:

### JUWEL End Caps

To ensure the water tightness of your Multilux light system always use genuine JUWEL Aquarium spare parts.

Please note the tube holders are available from your JUWEL Aquarium retailer.

In the event of a problem the Multilux light system will automatically switch off.

If after replacing both light tubes the unit still fails to work then the unit itself will need replacing. Please see your aquarium passport for details of which unit you require or consult your JUWEL Aquarium retailer.



## Hint:

### JUWEL Fluorescent Tubes "High-Lite"

The fluorescent tubes High-Lite in T5 technology are available as original JUWEL Aquarium spare parts in various light colours.

High-Lite "Day" - Bright, vivid light with a natural colour effect that stimulates the growth of plants in the aquarium.

High-Lite "Nature" - Warm, natural light which also stimulates plant growth.

High-Lite "Colour" - Dramatically boosts the natural colours. Shades of red and blue are emphasized in particular.

High-Lite "Marine" - Bright white light for a natural reproduction of colours in saltwater aquariums.

High-Lite "Blue" - Actinic blue light which supports the growth of corals in saltwater aquariums.

Ask your dealer about them.





### **Proper disposal (electrical waste)**

The labelling on the product or on the accompanying literature declares that it must not be disposed of, at the end of its service life, with the ordinary household rubbish. Please dispose of this equipment separately from other waste, to protect the environment or public health from damage by unregulated waste disposal. Recycle the equipment and support the sustained recycling of material resources.

Private users should contact the dealer who sold them the product or the responsible authorities, for a demonstration on how to recycle the equipment in an environmentally friendly way.

## **Guarantee**

We guarantee the performance of the JUWEL-Aquarium product or its accessories to the purchaser for a period of 24 months from the date of purchase according to the following conditions:

### **§ 1 Extent of the guarantee**

(1) This guarantee extends to the JUWEL-Aquarium product and its components excluding items subject to wear and tear such as light tubes and filter media. It is limited to the product as such and does not cover damage to other property and/or individuals. In addition, the provisions of the product liability law apply. These provisions are not limited by the aforementioned arrangement.

(2) It is the prerogative of JUWEL-Aquarium to decide whether the guarantee is performed by means of repair or replacement. If neither repair nor replacement can ensure the performance of the JUWEL-Aquarium product the purchaser is entitled to demand a reduction in price or to return the product against repayment of the purchase price.

### **§ 2 Guarantee period and settlement procedure**

(1) The guarantee period begins on the day of the purchase of the product from the retailer. Claims under this guarantee will not be honoured, if

- (a) the damage is caused as a result of improper use or maintenance or non-observance of the instructions given in this manual
- (b) the product or its components have been maintained by persons or companies not authorised by the manufacturer to do so
- (c) the product or its components have been damaged by mechanical means of whatsoever kind, in particular broken glass

(2) All claims under this guarantee have to be notified to the retailer, from whom the aquarium has been purchased without delay, however, not longer than 2 weeks from the day of first occurrence of defects. Rights under the consumer protection laws will remain unaffected.

(3) Guarantee claims will only be accepted if the validity of the claim is supported by evidence of purchase of the JUWEL-Aquarium product.

This declaration of guarantee is a translation only. In case of doubts the original German language version prevails.

We reserve the right to make technical alterations.

© JUWEL AQUARIUM

© JUWEL, Trigon, Vision, Rekord, Rio, Lido, Monolux, Duolux, Multilux, High-Lite